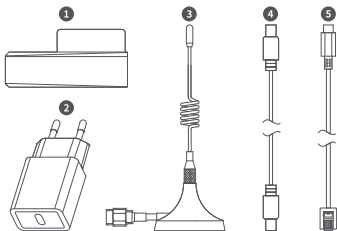


MARSTEK

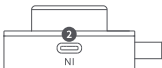
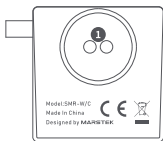
Smart meter reader SMR-W/C

Packing List



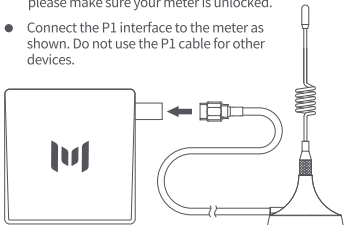
- 1 SMR-W/C
- 2 Power Adapter
- 3 Suction Cup Antenna
- 4 Charging Cable
- 5 P1 Cable

- 1 Infrared communication interface
- 2 5V power supply interface
- 3 P1 Communication Interface
- 4 External antenna interface

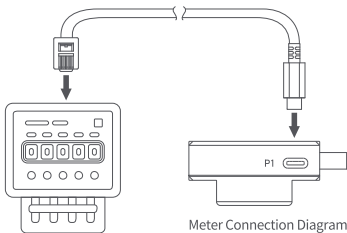


Product Introduction Diagram

- Please confirm your meter manufacturer and model in the app.
- If you use the infrared interface, you only need to plug the power adapter into the IN interface.
- If you need to use infrared communication, please make sure your meter is unlocked.
- Connect the P1 interface to the meter as shown. Do not use the P1 cable for other devices.



External antenna connection diagram



Meter Connection Diagram

RoHS
Made in china

